



Cozy

# How to Sign up For Cozy

# Step 1: Pull up email invitation from Tara. Click “Set up Payments”

Your landlord has invited you to pay rent with Cozy >



**Cozy** <support@cozy.co>  
to justin ▾



**Hi Resident,**

AVID Management Group has invited you to pay rent for 1017 Perry Highway through Cozy.

[Set Up Payments](#)

## Why you'll love paying rent with Cozy



### Pay your way

Pay with your checking account for free, or with a credit, debit, or prepaid card for a 2.75% fee. The choice is yours.

# Step 2: Create an account



You've been invited to pay through Cozy.

Pay rent securely through Cozy.

Already have a Cozy account? [Please sign in.](#)

**First Name**

Justin

**Last Name**

Smith

**Email**

justin@avidpgh.com

**Password**

8 character minimum, with at least 1 letter and 1 number

**Confirm Password**

**Create account**

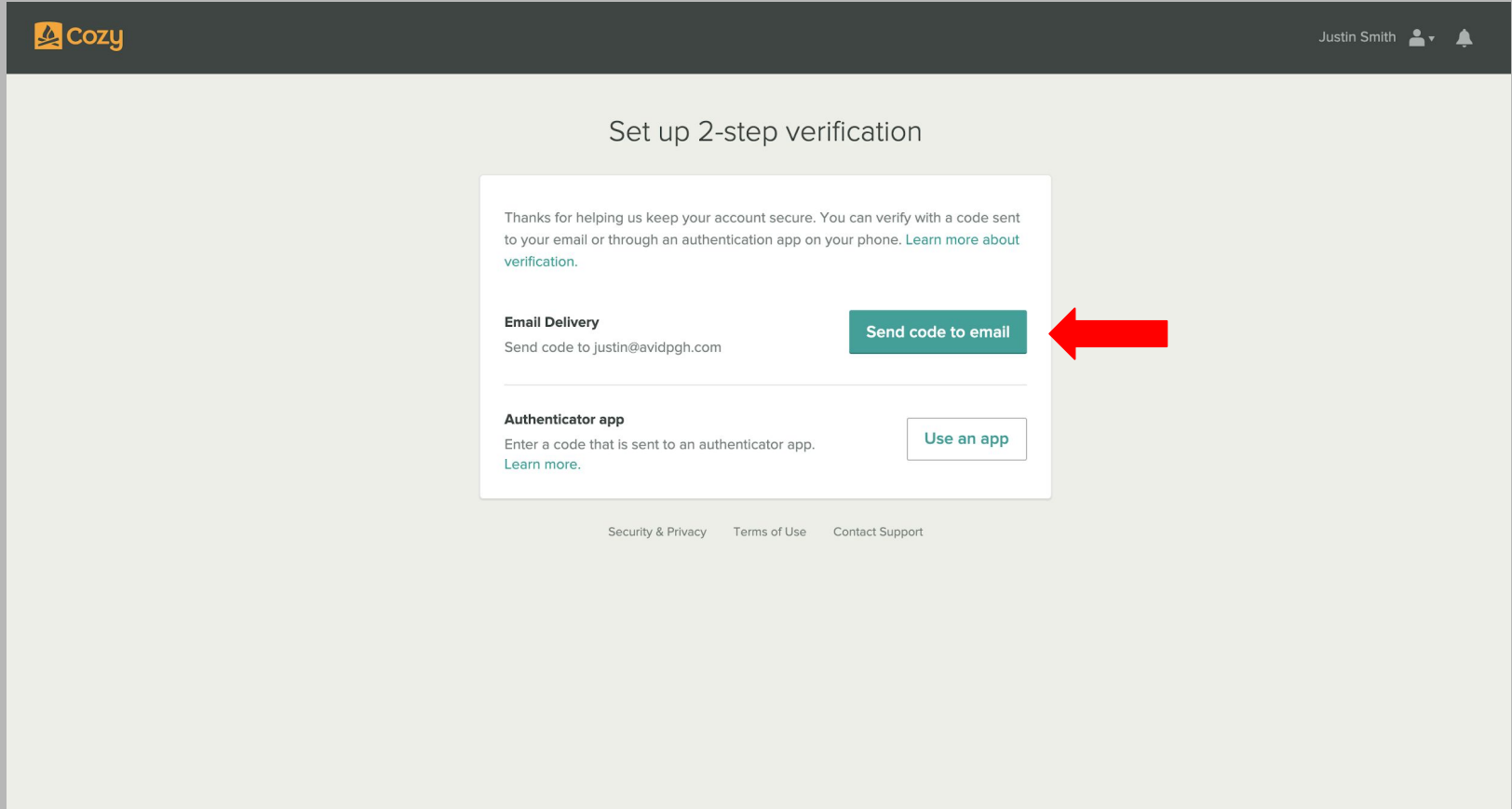
By creating an account you agree to our [Terms of Use.](#)



[Security & Privacy](#)

[Terms of Use](#)

[Contact Support](#)

# Step 3: Click on “Send code to email” Cozy will send you a 6 digit code.



**Cozy** Justin Smith  

## Set up 2-step verification

Thanks for helping us keep your account secure. You can verify with a code sent to your email or through an authentication app on your phone. [Learn more about verification.](#)

**Email Delivery**  
Send code to justin@avidpgh.com [Send code to email](#)

**Authenticator app**  
Enter a code that is sent to an authenticator app. [Learn more.](#) [Use an app](#)

[Security & Privacy](#) [Terms of Use](#) [Contact Support](#)

# Step 4: Enter code provided then click “continue”



## Verify through email

Thanks for helping us keep your account secure. We emailed a temporary verification code to justin@avidpgh.com. Check your inbox and enter your code here. [Learn more about verification.](#)

### Your Verification Code



Didn't receive the code? [Resend](#)











Continue

# Step 5: Verify that the information is correct, then click “Next”



Justin Smith  

-  Payments
-  Maintenance
-  Inbox
-  Applications
-  Screening
-  Renter Profile
-  Banks & Cards
-  Help Center

- [Download Payment History](#)
- [Terms of Use](#)
- [Security & Privacy](#)

PAYMENT SETUP FOR

## 1017 Perry Highway

[Cancel](#)

### Here's what your landlord has requested from your household

You'll be able to schedule payments for these after you connect a payment account.

**Due November 1st, 2019**

**Monthly rent**

**\$1,295**

Your rent payment is due on the 1st of every month until your lease ends.

[← Back](#)

[Next >](#)



- Payments
- Maintenance
- Inbox
- Applications
- Screening
- Renter Profile
- Banks & Cards
- Help Center

Download Payment History

Terms of Use

Security & Privacy

PAYMENT SETUP FOR

## 1017 Perry Highway

How do you want to make payments? You can add multiple accounts and edit them at any time.

**Debit, credit, or prepaid card**  
2.75% transaction fee.  
Payments take 1-2 business days to complete.

**Checking account**  
No transaction fees.  
Payments take about 5 business days to complete.



Name on Card

Justin Smith

There are two different payment options. You can use debit/credit cards, or link your bank account. To link your credit/debit card, just enter your card information below. See next slide to link bank account!

# To Link a Bank Account:

How do you want to make payments? You can add multiple accounts and edit them at any time.

Debit, credit, or prepaid card  
2.75% transaction fee.  
Payments take 1-2 business days

Checking account  
No transaction fees.  
Payments take about 5 business days

## Connect a checking account

Use your bank credentials, or use your

Find your bank

pnc


CHASE

NAVY  
FEDERAL

usbank

USAA

< Enter your credentials ×



User ID

Password

Submit

[Reset password](#)

Search for your Bank then click on it (We will use PNC for example). It will bring you to a log on page for your specific bank. Then you will sign in, and choose which account you want the rent to be withdrawn from.



## Connect a checking account

Use your account and routing numbers, or [browse common banks](#).

Routing Number ?

Account Number ?

Confirm Account Number

Nickname (optional)

[Add Checking Account](#)

Manually added checking accounts can take 2 business days to verify, but some banks can be verified instantly.

[Browse common banks](#).

If your bank is not listed, or you would rather do it manually, you can click “enter manually”. You will need to have your account & routing number available. Enter the information in the appropriate boxes. Cozy will make a small deposit >\$1 and you will have to verify those deposits within 2 days.